



ROBUR

3

NIGHT SAFE GRADE IV

With receipt function and bar code reader.



Application

Night Safe Grade IV-2 has been developed to meet the market demands for fast and safe deposits with automatic receipt function

Burglary protection

The Night Safe is tested in accordance with the European standard EN 1143-2 and certified in Grade IV by ECBS.

Description

The complete safe including the chute is constructed in a new barrier material.

The Night Safe can be delivered in different sizes and deposit heights based on capacity need and pavement heights.

Deposit opening

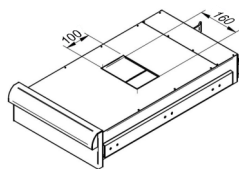
160 x 100 mm

Deposition Volume

Height: 80 mm

Width: 155 mm

Depth: 265 mm



Installation

The Night Safe SA4/Grade IV is delivered as one unit and is easy to install through up to 250mm wall thickness without any concrete work.

The safe is prepared for anchoring

Power outlet 230VAC within 1m from Night Safe

Options

Hand scanner for identification of deposits.

GSM-modem for SMS receipt function.

External barcode reader

Card reader (Magnetic or RFID-cards)

Grill gate

As standard the Night Safe is provided with a grill gate as an extra protection against internal explosion

Locking

As standard the safe is provided with 2 changeable key locks.

Receipt function

Barcode reader in the front to open for deposit.

Photocell to recognise that an item is deposited into the safe.

Barcode reader inside the safe to identify the barcode of the bag deposited.

Receipt printer: Immediately after a deposit is made a receipt is printed with the barcode number. The number of bags deposited and time information and which Night Safe that has been used.

Receipt via SMS or e-mail.

Large logging capacity.

Finish

Off white RAL 9010 with a matching control panel.

Technical Specifications

Paper role capacity: > 2000 receipt. Robur art. 440204

Barcodes: Code 128, Code 39 and Interleaved 2/5

Card types: Magnetic (track 2 only)

RFID Mifare 13.56Mhz

Power Supply: 100-240VAC /500W

Fuse: 2x 4AT

Modem: GSM

Communication: Ethernet

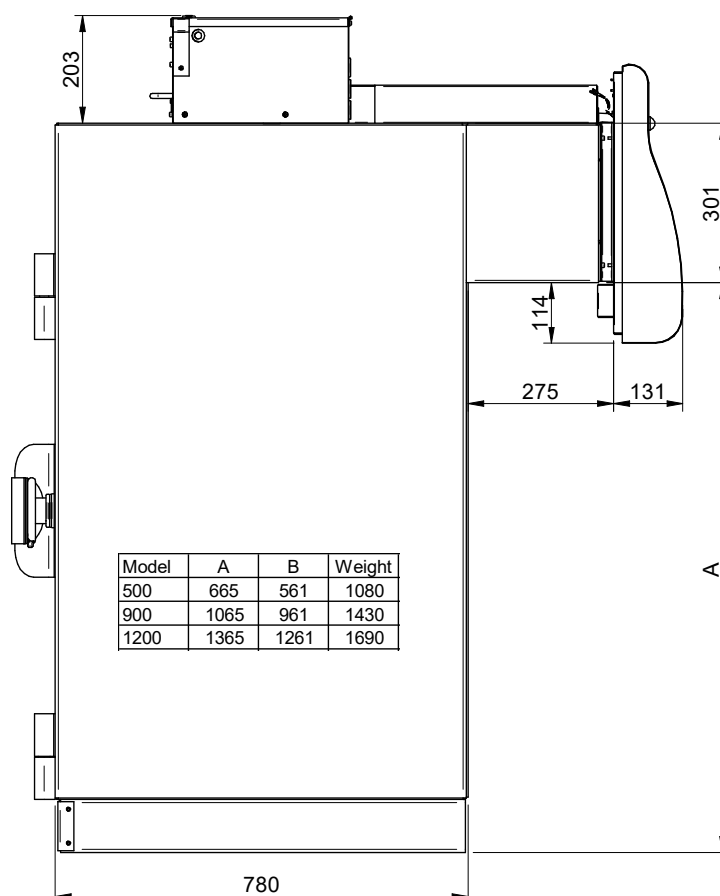
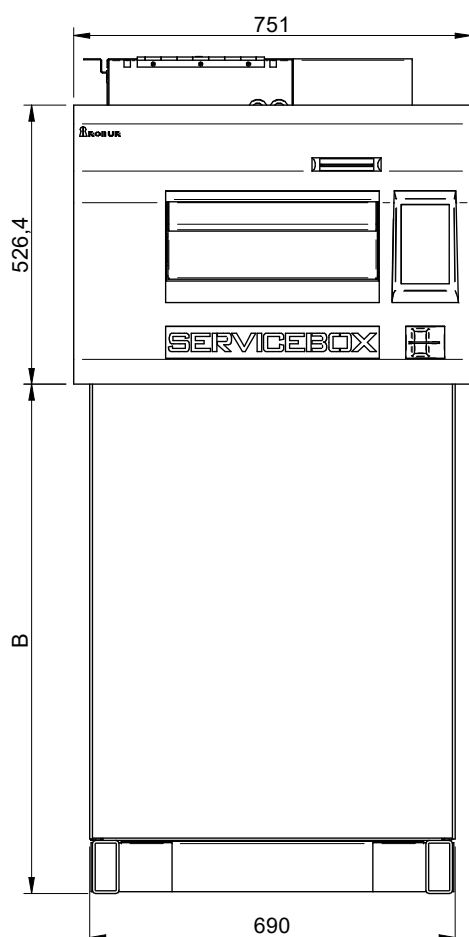
Sign Light: LED

Weight and measurement

See overleaf

Measurements, weight and capacity

Model	500	900	1200	1500
External measurements mm				
Height	975	1375	1675	1975
Width	690	690	690	690
Depth incl. chute (+ 85 mm for handle)	1055	1055	1055	1055
Internal measurements mm				
Height	430	830	1130	1430
Width	500	500	500	500
Depth	400	400	400	400
Deposit volume litre	86	166	226	286
Weight kilo – Grade IV	1080	1430	1690	1940
Standard hanging of the door	Right	Right	Right	Right
Must be anchored to the floor	Yes	Yes	Yes	Yes



Model	A	B	Weight
500	665	561	1080
900	1065	961	1430
1200	1365	1261	1690

We reserve the right to alter the specification without prior notice.



Head office
Robur Safe AB

Lundbyvägen 8
SE-310 50 SLÖNGE
Phone: +46 346 260 260
Fax: +46 346 260 222

info@robursafe.com

www.robursafe.com